

Auto Magic

Professional Car Care[®]



PC
1-2-3

ADVANCED PAINT CORRECTION TECHNOLOGY™

Auto Magic's Paint Correction System is an advanced system incorporating micro-abrasive technology that cuts through paint imperfections and defects, restoring the surface to like-new condition.



ADVANCED PAINT CORRECTION SYSTEM

For each step of the detailing process



Auto Magic's Paint Correction System is all you need to create an unforgettable, professional finish – and it's completely body shop safe!

- Complete system with products that can be used on their own or as a system to achieve a high-gloss, swirl-free, and a low-dust finish
- Corrects paint imperfections like surface scratches, acid rain, oxidation and swirl marks
- Produces the highest gloss while compounding
- Can be used with both a rotary or DA polisher
- Body Shop Safe with no compromise on performance

STEP 1

PC-1™ Extra Cut Compound is an advanced, extra cut compound that delivers a high-gloss and low-dust finish for step one. It can be used in multiple paint correction scenarios and is versatile with industry equipment*, rapidly taking out 1500 grit sand scratches and finer.



#501201 - 1 Liter Bottle
#710100 - Wool Pad
#710600 - White Foam Cutting Pad



STEP 2

PC-2™ Advanced Diminishing Compound is an advanced, diminishing compound that works remarkably fast, removing any residue and possible swirl marks left behind from step one. It also rapidly removes 3000 grit sand scratches and other paint imperfections while producing rich color depth, high-gloss and a swirl-free finish.

#501202 - 1 Liter Bottle
#710700 - Burgundy Foam Polishing Pad

STEP 3

PC-3™ Final Finish is a final finishing polish that revives the original beauty to all painted surfaces. PC-3 easily adds intense color depth with a spectacular high-gloss finish.



#501203 - 1 Liter Bottle
#710800 - Black Foam Finishing Pad

Auto Magic's


4 P's of Paint Correction™



PERSON



PRODUCT



PAD



POLISHER

Auto Magic's PC-123 Paint Correction System aligns professionals with high performing products and pads, to be used with either a rotary or DA polisher for flexibility.
















PC-123 Optimal Alignment Guide

Damage	Paint Condition*			Product	Polisher	Pad	Abrasive Level (1-10)
	A	B	C ✓			 WOOL	9
	A ✓	B ✓	C			 FOAM	9
	A ✓	B ✓	C			 FOAM	6
	A ✓	B	C			 FOAM	1
	FINAL OUT						

* PAINT CONDITIONS
 A - Superficial to light scratches and/or surface contaminants
 B - Light to medium scratches, oxidations and/or surface contaminants
 C - Heavy scratches, spotting, 1500-2000 grit sandpaper marks and/or surface contaminants
 For more information, see The 6 Stages of Reconditioning manual.

PRODUCT INFORMATION

Auto Magic's Body Shop Safe Collection™ includes these products:

Category	Product	Part No.	Size	Units/Case
 Soaps	Wash & Wax	56-5	5 Gallons	1
 Cleaners	Red Hot®	51-5	5 Gallons	1
 Cleaners	Special Cleaner™	713-5	5 Gallons	1
 Cleaners	Wheel Magic™	502505	5 Gallons	1
 Dressing	Body Shop Dress-It®	41-5	5 Gallons	1
 Exterior Detailing	PC-1™ Extra Cut Compound	501201	1.0 Liters	12
 Exterior Detailing	PC-1™ White Foam Cutting Pad	710600	6.5 Inches	12
 Exterior Detailing	PC-2™ Advanced Diminishing Compound	501202	1.0 Liters	12
 Exterior Detailing	PC-2™ Burgundy Foam Polishing Pad	710700	6.5 Inches	12
 Exterior Detailing	PC-3™ Final Finish	501203	1.0 Liters	12
 Exterior Detailing	PC-3™ Black Foam Finishing Pad	710800	6.5 Inches	12
 Exterior Detailing	Red Clay	CM1200	200 Grams	6
 Exterior Detailing	Blue Clay	CM2200	200 Grams	6
 Specialty	Lubri-Shine®	502050	1 Gallon	4
 Aerosol	Glass Cleaner	60-S	19 Ounces	12



See these other Auto Magic catalogs for additional information.

1085 - Product Catalog

1086 - 6 Stages of Reconditioning™ Manual



IMPORTANT INFORMATION



- **SAFETY:** Auto Magic® would like to remind you to take the necessary safety precautions and to use the properly rated PPE (Personal Protective Equipment) to protect yourself during these and all procedures. When working with chemicals and reconditioning products, such as those mentioned in this Auto Magic brochure, please reference OSHA's Hazard Communication Standard 1910.1200. The OSHA Hazard Communication Standard's purpose is to communicate hazard information to employees so they can work safely and will aid employers in implementing a hazard communication program, including labeling, safety data sheets, and employee training.
- **CAUTION:** When dealing with a matte or flat finish, contact the vehicle manufacturer for the recommended products and procedures. These finishes are different from other automotive high-gloss paints. Most typical automotive finishes have a clearcoat finish that reflects light and gives a glossy appearance. A matte finish uses a clearcoat that diffuses light, providing a "matte" or "satin" finish. Avoid the use of products that contains abrasives, waxes, or silicone as these materials will damage the finish. Do not use Clay Magic® on matte finishes.

AutoMagic.com

ITW Evercoat | 6600 Cornell Road | Cincinnati, OH 45242 | 513-489-7600 | ©2018 ITW Evercoat
1090 10.2018